



**LIGHTINGEUROPE**  
THE VOICE OF THE LIGHTING INDUSTRY

# Guiding Paper

Evaluating performance of

LED based luminaires

Updated January 2025

Original January 2018

January 2025

## Terms and Conditions of Use

Thank you for viewing these LightingEurope guidelines. By accessing and using these guidelines, you agree to be bound by the following Terms and Conditions of Use. If you do not accept to be bound by the Terms and Conditions of Use, you must not use these guidelines in any possible way and delete the file immediately. In the event of violation of the Terms and Conditions of Use, LightingEurope reserves the right to seek all legal remedies available for such violations.

The content of these guidelines is owned by LightingEurope. It is protected by EU and international copyright, trademark, and other intellectual property or proprietary rights legislation.

Any unauthorised copying, alteration, distribution, transmission, performance, display, or use of these guidelines is prohibited. Any third-party texts (i.e., legal texts, which are publicly available), trademarks, service marks, and logos are the property of their respective owners. Any further rights not specifically granted herein are reserved.

© Copyright LightingEurope

# Table of Contents

Terms and Conditions of Use	2
Table of Contents	3
Preface	4
Disclaimer	4
Executive Summary	4
<b>1. Introduction: Evaluating Performance of LED Based Luminaires</b>	<b>5</b>
<b>2. Lighting Requirements</b>	<b>7</b>
2.1 Luminaire Performance Parameters ( <i>following IEC/CENELEC</i> )	7
2.2 Lighting application Requirements ( <i>following CEN</i> )	8
<b>3. Lifetime Considerations</b>	<b>10</b>
3.1 Overview	10
3.2 Gradual Luminous Flux Degradation – Useful Life and Median Useful Life	11
3.3 Abrupt Luminous Flux Degradation – Time to Abrupt Failure and Abrupt Failure Value	13
3.4 Why Lifetime is not always a Critical Factor	15
3.5 Maintenance Factor Consideration in Different Applications	17
<b>4. LightingEurope Recommendations</b>	<b>18</b>
4.1 Recommended Initial Performance Values to be Provided	18
4.2 Recommended Over Time Performance Values to be Provided	18
<b>Annexes</b>	<b>20</b>
Annex A: Terms, definitions and references	20
Annex B: Application requirements from EN standards	24
Annex C: Exemptions	24

# Preface

## Disclaimer

This information is for general guidance on matters of interest only. While we have made every attempt to ensure that the information has been obtained from reliable sources, LightingEurope is not responsible for any errors or omissions, or for the results obtained from the use of this information. The content of this document is a recommendation only and is not binding to any party. LightingEurope members are not bound to adhere to this document. All information is provided with no guarantee of completeness, accuracy, timeliness or of the results obtained from the use of this information, and without warranty of any kind, express or implied, including, but not limited to warranties of performance, merchantability and fitness for a particular purpose. In no event will LightingEurope, its related partnerships or corporations, or the partners, agents or employees thereof be liable to you or anyone else for any decision made or action taken in reliance on the information or for any consequential, special or similar damages, even if advised of the possibility of such damages.

## Executive Summary

The intention of this paper is to provide guidance to users (like specifiers, lighting designers, technical engineers and policy makers) of LED based luminaires intended for lighting projects. It enables 'like-to-like' comparison and easy evaluation of manufacturers' performance data when preparing lighting projects or tender specifications.

Emphasis will be put on explaining the "useful life" (useful lifetime) performance requirements. The paper recommends a fixed set of performance data for LED based luminaires. This data set is focused on the information which is necessary for lighting application design. The paper has been updated following the publication of the paper 'Lifetime considerations for lighting products for Ecodesign regulation'.

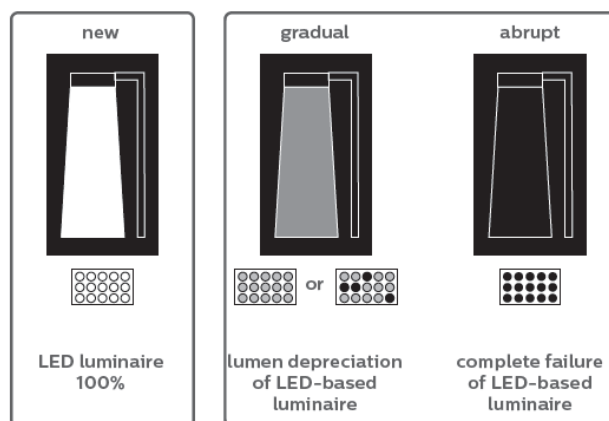
January 2018, updated January 2025

# 1. Introduction: Evaluating Performance of LED Based Luminaires

In recent years, there has been a significant increase in the use of LED based luminaires. Over the last years LED luminaires have replaced conventional technologies almost completely. Initially, there were no universal standards available to measure or compare the performance of LED based lighting products. There is confusion among customers about which LED based luminaire to choose.

However, while the quality of LED technology has rapidly improved and the application considerations have not changed, the product data have remained unnecessarily complex. In this regard, the main challenge for the professional market is to improve the way users of LED based luminaires evaluate the performance data of different manufacturers when preparing lighting projects or tender specifications. Today they often compare – unwittingly – apples with pears.

Both ‘initial’ and ‘useful lifetime’ performance data have to be evaluated in order to have confidence in how LED based luminaires will perform and how long they will sustain their rated characteristics over their years of operation.



**Fig 1 – Evaluating ‘initial’ and ‘useful lifetime’ performance of LED based luminaires**

As things stand at present, evaluating LED based luminaires is complex because of two main reasons:

1. The use of different technical definitions and related parameters to describe the performance of products, thus making them difficult to compare (for example incorrect use of LED module or light source data instead of luminaire data);
2. the technical design choices made for a product can make a tremendous difference in

terms of performance over the useful lifetime.

LightingEurope is of the opinion that the establishment of simplified performance metrics that support the needs of good lighting design and allow easy product to product comparisons to be made will add value to the professional market.

Confusion due to the use of different sets of definitions can be eased by following the latest IEC/EN standards on performance of LED based luminaires. These standards give guidance on 'what' (phenomena and metric) to publish and 'how' (measurement and/or calculation method) to arrive at a set of comparable product specifications.

## 2. Lighting Requirements

Good lighting design calculations require different technical product parameters based on standardised and therefore comparable data. EN IEC 62722-2-1: 2023 Luminaire performance - Part 2-1: Particular requirements - LED luminaires, gives an overview of the relevant lifetime product information parameters that should be used for the planning of lighting designs.

### 2.1 Luminaire Performance Parameters (following IEC/CENELEC)

Relevant product information parameters as described in EN IEC 62722-2-1:2023:

1. Rated input power ( $P$  in W)
2. Rated luminous flux ( $\Phi$  in lm)
3. Rated luminous efficacy ( $\eta$  in lm/W)
4. Rated luminous intensity distribution (in cd or cd/klm)
5. Rated correlated colour temperature ( $T_{cp}$  in K)
6. Rated colour rendering index ( $CRI$ )
7. Rated ambient performance temperature value ( $t_q$ ) related to the performance of the luminaire ( °C)
8. Rated median useful life  $L_x$  (h) and the related luminous flux maintenance factor  $X$  (in %)
9. Rated abrupt failure value (rated AFV) (in %)

In this context 'rated' means the value of the parameter for the LED based luminaire declared by the manufacturer when operated under specified conditions. It is reminded that the  $t_q$  value for which the performance data is declared shall always be reported even if this is 25°C. Where applications require  $t_q$  temperatures other than 25°C all performance data is required to reflect the actual performance for these specific  $t_q$  temperatures.

#### LightingEurope recommendation:

LightingEurope recommends that manufacturers should declare the performance data set at a  $t_q$  of at least 25°C. Manufacturers may declare performance data sets at different  $t_q$  values.

In this section, the initial luminaire performance parameters (1-7) are described that can be used as input for lighting design calculations. The useful lifetime luminaire performance parameters (8-9) are described in section 3. Lifetime considerations. Annex A provides the terms and definition,

including a reference to standard for measurement methods: EN 13032-4:2019

Common examples of misrepresentation of performance data are:

1. Luminous flux output for LED module being stated instead of the luminous flux output for the complete luminaire.
2. Data based on 25 °C operation temperature of the LED module or light source instead of data based on the actual operating temperature of the source inside the luminaire.
3. Operating power being based on just that of the LED module or light source instead of that consumed by the complete luminaire.
4. Incorrect comparison of power / efficiency between luminaires containing built in control gear and those using remote control gear.
5. A combination of incorrect input power and luminous flux output values resulting in inflated efficacy.

## 2.2 Lighting application Requirements (following CEN)

When considering if a product is the best solution for an application, we need to understand what should be calculated to ensure that the correct lit environment is created.

When requirements are specific to the given lighting solution within the application space, a lighting design needs to be performed. In that case the data requirements when considering a particular lighting product should be application driven and consider what information is required to ensure the lighting solution is correct for the application space. Any data that is not driven by the application requirements should be considered of secondary importance.

Table 1 shows, according to European standards, which product requirements are relevant for each application and which of these requirements can be fulfilled wholly by the product data and therefore can be specified on a product datasheet.

Annex B provides a detailed overview of application requirements specified in the different European (EN) application standards.



No	IEC 62722-2-1:2023	EN 12464-1	EN 12464-2	EN 15193	EN 13201-2	EN 13201-5	EN 12193
1	Input power			x		x	
2	Luminous flux	x	x		x		x
3	Luminaire efficacy			x		x	
4	Luminous intensity distribution	x	x		x		x
5	Correlated Color Temperature	x	x		x		x
6	Color Rendering Index	x	x		x		x
7	Ambient temperature	This value is not directly required by the standards but the value is fundamentally necessary for a correct and comparable operation in the lighting application.					
8	Median Useful Life (depreciation)	x	x	x	x		x
9	Abrupt Failure Value (failures)	x	x		x		x

**Table 1** – Product data directly linked to lighting application standards

### Key to the standards

IEC 62722-2-1:2023 - Luminaire performance - Part 2-1: Particular requirements - LED luminaires.

EN 12464-1:2021 - Light and lighting: Lighting of work places Part 1: Indoor work places.

EN 12464-2:2014 - Light and lighting: Lighting of work places Part 2: Outdoor work places.

EN 15193:2007 - Energy performance of buildings: Energy requirements for lighting.

EN 13201-2:2015 - Road lighting Part 2: Performance requirements

EN 13201-5:2016 - Road lighting Part 5: Energy performance indicators

EN 12193:2007 - Light and lighting: Sports lighting

EN 1838:2024 - Lighting applications - Emergency lighting for buildings (Publication pending at the time of writing)

## 3. Lifetime Considerations

### 3.1 Overview

There are two relevant useful lifetime performance values to be considered related to ‘gradual’ and ‘abrupt’ luminous flux output degradation of a LED based luminaire.

Gradual luminous flux output degradation relates to the lumen maintenance of the light source in a luminaire. It describes how much of the initial luminous flux output of the light sources in the luminaire is available after a certain period of time. Luminous flux output depreciation can be a combination of individual LEDs giving less light and individual LEDs giving no light at all. <sup>1</sup>

Abrupt luminous flux output degradation describes the situation where the LED based luminaire no longer gives any light at all because the system (or a critical component therein) has failed.

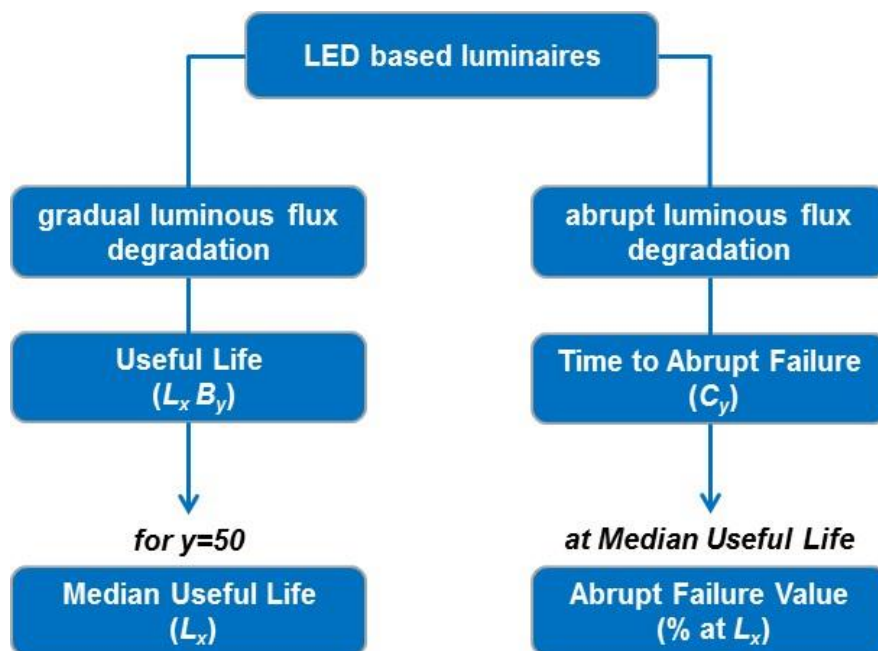


Fig 2 – IEC lifetime metric

Both ‘gradual’ and ‘abrupt’ luminous flux output degradations have been described in the IEC lifetime metric for LED based luminaires. IEC suggests applying a standard set of quantities for communication to the market: ‘Median Useful Life’ and the associated ‘Abrupt Failure Value’.

As the Median Useful Life of LED based luminaires can be very long, it is important to understand that useful lifetime performance values are predictions rather than measurements. For

<sup>1</sup> **PLEASE NOTE:** there are currently no standards available for the assessment of the degradation of additional optical elements.

manufacturers, it is not possible to measure the useful lifetime values with, for example, 50.000 h before launching new products. Instead, the manufacturers use shorter assessment periods and extrapolate the results to arrive at predictions. Such methods are described in IEC

EN IEC 63013:2019/AMD1:2021.

The light source and the control gear (driver) are the components that have the most influence on the median useful life. As such, the median useful life of the luminaire can be expressed by listing the lifetime of the light source (in L70B50) and of the control gear (in median abrupt failures % for a given number of operating hours).<sup>2</sup>

The IEC performance standards currently describe lifetime metrics for LED based products but not how to measure/calculate the parameter of the lifetime metrics. As a consequence, the quality of the lifetime predictions varies wildly and there is a significant risk of non like-for-like comparison.

Reputable manufacturers will calculate Median Useful Life and associated Abrupt Failure Value based on historical design data and knowledge, component level testing and thermal design.

Lifetime data are normally specified together with a specific ambient temperature ( $t_q$ ), the number of burning hours and the associated switching cycles.

### 3.2 Gradual Luminous Flux Degradation – Useful Life and Median Useful Life



The gradual light output degradation of a population of LED based luminaires at a certain point in time is called Useful Life and expressed in general as  $L_x B_y$ . The population includes operating LED based luminaires only; non-operative products are excluded.

Useful Life expresses the age at which a given percentile of LED based luminaires ( $y$ ) cannot meet the lumen maintenance factor  $x$ . Light output lower than the required luminous flux maintenance factor  $x$  called flux degraded because they produce less light but still operate.

In order to unambiguously compare manufacturers' lifetime data, IEC introduced Median Useful Life ( $L_x$ ). Median Useful Life is the time at which 50 % ( $B_{50}$ ) of a population of LED based luminaires

---

<sup>2</sup> **PLEASE NOTE:** methods for accelerated lifetime assessments for LED based products are currently not available.

are flux degraded. Median Useful Life is generally expressed as  $L_x$  so without the  $B_{50}$  notification.

Example: Median Useful Life  $L_{90}$  is understood as the length of time during which 50 % ( $B_{50}$ ) of a population of operating LED based luminaires of the same type have flux degraded to less than 90 % ( $L_{90}$ ) of their initial luminous flux but are still operating

Besides the median value ( $B_{50}$ ), in the market an apparent demand for  $B_{10}$  or even  $B_0$  rated products exists. Although  $B_y$  is a defined performance characteristic, the standard IEC 62722-2-1 does not include any technical explanation for how this parameter should be verified or applied.

Also lighting application design standards give no guidance for how a  $B_y$  factor should be accounted for. Closer technical evaluation as to what this really means is required.

It can be expected that around a distribution of products there will be a proportion above and a proportion below the rated performance value. The graph below shows an example of the normal distribution for a  $L_{90}$  rated product, illustrating the difference of a  $B_{10}$  or  $B_{50}$  value.

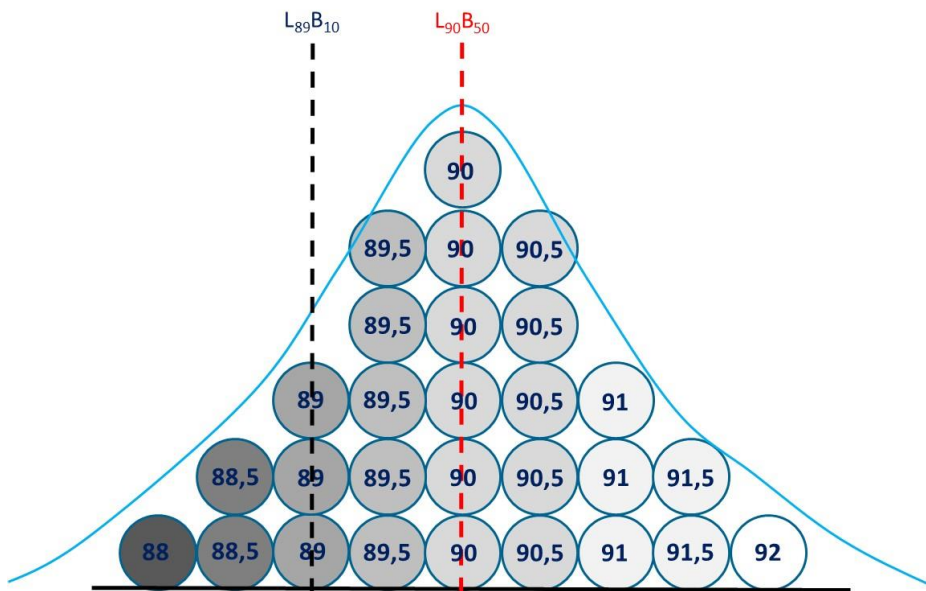
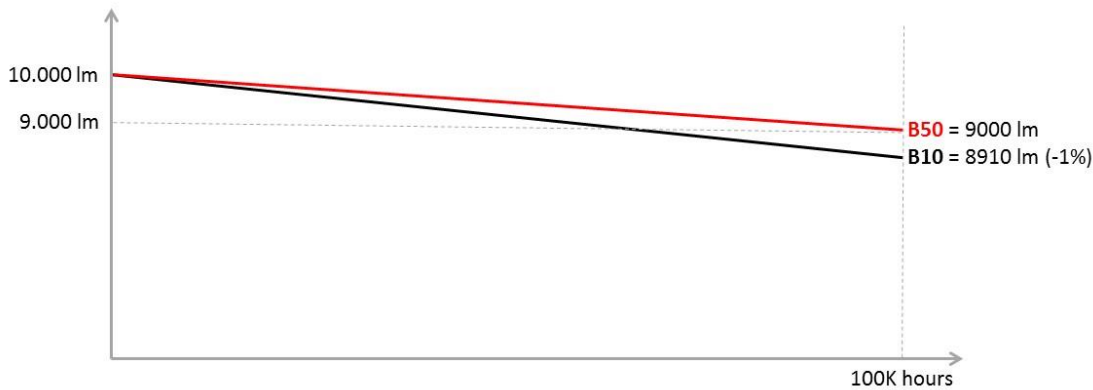


Fig 3 – Example of normal distribution for a  $L_{90}$  rated product

Detailed analysis from various manufacturers in LightingEurope of product data from LED based luminaires shows that, when projecting installation life up to 100.000 hours, the difference in flux degradation between  $B_{10}$  and  $B_{50}$  is about 1 %.

For the  $L_{90}$  example at 100.000 hours this means that an initial luminous flux of 10.000 lumen will be 9.000 lumen in the case of  $B_{50}$ . If the same luminaire is rated as  $B_{10}$ , the corresponding value would be 8910 lumen. Bearing in mind that the rated light output data of both LED and traditional light sources are subject to a typical 10 % tolerance this practical differential can be regarded as negligible.



**Fig 4 – Product data analysis of an example of a LED based luminaire**

As B<sub>10</sub> and B<sub>50</sub> are so close together, the spread due to depreciation is low and the median (B<sub>50</sub>) value represents with a sufficient degree of accuracy the lumen depreciation behavior of a number of products at the projected lifetime (in this example 100.000 hours). The measurement process for B<sub>50</sub> is standardized and more widely accepted than any other B<sub>y</sub>. Therefore, for reasons of accuracy and consistency between manufacturers the use of any other B<sub>y</sub> cannot be recommended over the use of B<sub>50</sub>.

This indicates that for the commonly used L<sub>70</sub>, L<sub>80</sub> or L<sub>90</sub> values the B<sub>y</sub> factor is not as significant as may be thought (or promoted) by some manufacturers and users. Consequently, LightingEurope sees little benefit in the continued promotion of B<sub>y</sub> as a significant factor for making product to product performance comparisons. Therefore, LightingEurope recommends promoting only the Median Useful Life generally expressed as L<sub>x</sub> without the B<sub>50</sub> notification.

**LightingEurope recommendation:**

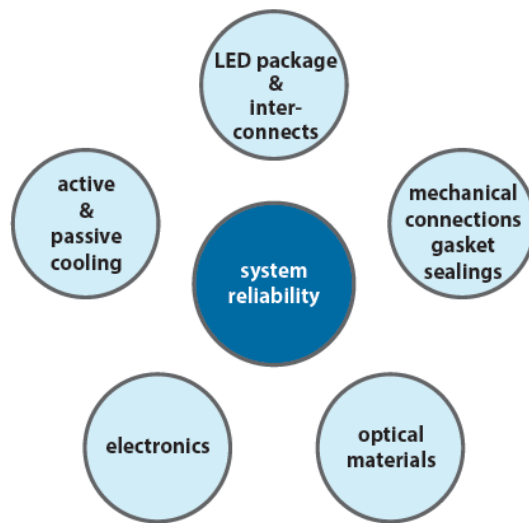
*Statistically the median (B<sub>50</sub>) value represents with a sufficient degree of accuracy the lumen depreciation behavior of a population of LED based luminaires at the projected lifetime. Therefore, LightingEurope recommends promoting and expressing Median Useful Life as L<sub>x</sub> without B<sub>50</sub> notification.*

### 3.3 Abrupt Luminous Flux Degradation – Time to Abrupt Failure and Abrupt Failure Value



An important parameter that should be considered with expected long life is system reliability. An LED based luminaire will last as long as the component used with the shortest life. There are

several critical components of a LED based luminaire that influence the system reliability.



**Fig 5 – Principal components of a LED based luminaire**

Degradation of optical material may cause a reduction of luminous flux rather than an abrupt degradation. Failure of one of the remaining principal components generally leads to complete failure of the LED based luminaire. This is not taken into account when indicating the rated Median Useful Life. For that reason, abrupt failures have to be considered separately so it can be taken into account at time of lighting engineering and planning. This is why the IEC lifetime metric also specifies time to abrupt failure, which takes into account failure modes of principal components in the LED based luminaire design.

The abrupt light output degradation of a population of LED luminaires at a certain point in time is called Time to Abrupt Failure and expressed in general as  $C_y$ . Time to Abrupt Failure expresses the age at which a given percentage ( $y$ ) of LED based luminaires have failed abruptly.

To facilitate easy evaluation of manufacturers' performance data, IEC introduced the Abrupt Failure Value ( $x$ ) of a population of LED based luminaires. Abrupt Failure Value is the percentage of LED based luminaires failing to operate at Median Useful Life ( $L_x$ ).

Example: Abrupt Failure Value of 10 % represents 10 % of the population of initially operating LED based luminaires fail to produce any luminous flux at Median Useful Life.

**LightingEurope recommendation:**

*The current IEC standards do not describe completely what failure modes of principal components to include in the Abrupt Failure Value (AFV) calculations. Since most of the abrupt failures in practice occur in relation to the LED control gear, LightingEurope recommends*

*specifying the expected control gear failure rate in median abrupt failures % for a given number of operating hours*

### 3.4 Why Lifetime is not always a Critical Factor

Looking at common practice, lifetime data for LED based luminaires seems to be a race for the highest number of hours belonging to the Median Useful Life  $L_{80B50}$ . We have to be aware that in the professional market, requirements are specific to the lighting solution within the application and a lighting design needs to be performed.

As input to the lighting design the average installation life is often given, so one could argue the highest number of hours is not a relevant discriminator when selecting a LED based luminaire.

LightingEurope believes that this justifies the question what is the best recommended value for comparing the useful life of LED based luminaires?

1. Fixing of the 'x' (lumen depreciation) from Median Useful Life  $L_x$  as a comparison value for different luminaires. In this case the 'time' is not fixed and can have a variation from luminaire to luminaire.
2. Fixing of the 'time' value from Median Useful Life  $L_x$  as a comparison value for different luminaires. In this case the 'x' from  $L_x$  (lumen depreciation) is not fixed and can have a variation from luminaire to luminaire.

To investigate the importance, the average installation life for different indoor- and outdoor applications have been calculated, based on the annual operating hours and the average time to refurbishment for a product in a specific application.

We also need to be aware that these values may not be realistic in all situations (e.g. in case of the use of automatic lighting controls or application requiring 24/7 illumination).

<b>Indoor applications</b>	Default annual operating hours (EN15193)	Average time to refurbishment	Average installation life
	$t_o$	years	hours
Offices	2500	20	50.000
Education	2000	25	50.000
Hospitals	5000	10	50.000
Hotels	5000	10	50.000
Restaurants	2500	10	25.000
Sports	4000	25	100.000
Retail	5000	10	50.000
Manufacturing	4000	25	100.000

**Table 2** – Possible examples of average installation life for different indoor applications

<b>Outdoor applications</b>	Default annual operating hours (EN13201-5)	Average time to refurbishment	Average installation life
	$t_o$	years	hours
Street	4000	25	100.000
Tunnel (entrance)	4000	25	100.000
Tunnel (interior)	8760	12	100.000
Sport (recreational)	1250	20	25.000
Area	4000	25	100.000

**Table 3** - Possible examples of average installation life for different outdoor applications

It can be concluded that for products used in the majority of indoor applications the average installation life will not exceed 50.000 hours. For products used in the majority of outdoor applications the average installation life will not exceed 100.000 hours.

LightingEurope believes that ‘number of hours’ should not be a dominant discriminator when selecting LED based luminaires for professional applications. For the lighting design, the maintained luminous flux at the average installation life for a specific application is much more relevant and may support energy saving through the reduction in over-design to account for losses through life.

#### **LightingEurope recommendation:**

*LightingEurope recommends not to specify or declare lifetime claims exceeding 100.000 hours,*



*unless it is clearly required by specific lighting applications and verified by an appropriate life test period.*

*To enable like-for-like comparison LightingEurope recommends to fix of the 'time' value for Median Useful Life to 35k, 50k, 75k and/or 100k and express the 'x' from Lx (lumen depreciation) for time value(s) related to the applications where the product may be used.*

### **3.5 Maintenance Factor Consideration in Different Applications**

With LEDs having become the standard in (functional) lighting design for both indoor and outdoor installations, the need has arisen to provide more clarity on how the existing CIE maintenance factor ( $f_m$ ) determination methods can be applied to this technology.

New standard ISO/CIE TS 22012:2019 Light and lighting on Maintenance factor determination and Way of working is available.

ISO/TC 274 published a new standard for maintenance factor ISO/CIE TS 22012:2019 that provides a standardized way of working for determining the maintenance factor for both indoor and outdoor installations using the methodology as described in CIE 154:2003 & CIE 97:2005. Insights from recently published product performance standards such as IEC 62722-2-1, will be combined with the existing determination methodology from CIE technical reports.

By using the overall MF determination methodology and the content on the impact of the environment on luminaires in combination with the product performance metrics, a robust way of working can be established. This will allow for the determination of the maintenance factor of installations including the latest light source technologies. This will create a level playing field with respect to comparison of lighting designs in the market, provide clarity to all involved parties (from end-users to policy makers), and ensure safety and comfort over the lifetime of the installation.

# 4. LightingEurope Recommendations

LightingEurope recommends manufacturers of LED based luminaires publish like-for-like comparable product information following the parameters given in 4.1 and as described in IEC 62722-2-1.

## 4.1 Recommended Initial Performance Values to be Provided

1. Input power ( $P$  in W)
2. Luminous flux ( $\Phi$  in lm)
3. Luminous efficacy ( $\eta$  in lm/W)
4. Luminous intensity distribution (in cd or cd/klm)
5. Correlated colour temperature ( $T_{cp}$  in K)
6. Colour rendering index (CRI)
7. Ambient temperature ( $t_q$ ) related to performance of the luminaire (in °C)

## 4.2 Recommended Over Time Performance Values to be Provided

1. Lumen maintenance factor 'x' (in %) at the associated median useful life  $L_x$  (in hours) (see 3.2)
2. Abrupt failure value (in %) at the same associated median useful life  $L_x$  (in hours) (see 3.3)

Lumen maintenance factor groups (buckets) should be introduced to enable initial product comparison. Separate product specific lumen maintenance factor values for input to lighting designs may also be published.

Lumen maintenance factor groups						
Group value	≥70	≥75	≥80	≥85	≥90	≥95
Group range	70-74	75-79	80-84	85-89	90-94	95-100

**Table 4** – Lumen maintenance factor groups

LightingEurope recommends the publication of:

1. Initial performance data set as detailed in 4.1;
2. The lumen maintenance factor 'x' (in %) at Median Useful Life (Lx) values of 35k, 50k, 75k and/or 100k hours, related to the applications where the product may be used;
3. The expected 'control gear failure rate (in %)' at the same number of hours specified in the Median Useful Life(s)

Note:

The data and information presented in this guide should not be taken as forming a basis of warranty conditions which are the responsibility of individual manufacturers.

# Annexes

## Annex A: Terms, definitions and references

<b>Term</b>	<b>Definition</b>	<b>Standard references</b>
<b>Rated input power (in W)</b>	<p><b>input power</b> <math>P</math></p> <p>electrical power from the mains supply consumed by the luminaire including the operation of all electrical components necessary for its intended functioning</p> <p>Unit : W</p> <p><b>rated value</b> quantitative value for a characteristic of a product for specific operating conditions specified in this standard, or in applicable standards, or assigned by the manufacturer or responsible vendor</p> <p>Source: EN IEC 62722-1:2022</p>	<p><b>EN IEC 62722-1:2022;</b> <b>EN IEC 62722-2-1:2023:</b></p> <p>The provisions of Clause 7 of EN 62717 apply to the LED luminaire.</p> <p><b>EN 62717:2017+A2:2019 — Performance standard for LED modules:</b></p> <p>The initial power consumed by each individual LED module in the measured sample shall not exceed the rated power by more than 10%.</p>
<b>Rated luminous flux (in lm)</b>	<p><b>luminous flux</b> <math>\Phi_v, \phi</math></p> <p>quantity derived from radiant flux, <math>\Phi_e</math>, by evaluating the radiation according to its action upon the CIE standard photometric observer</p> <p>Unit: lm</p> <p>NOTE 1 For photopic vision</p> $\Phi_v = K_m \int_0^{\infty} \frac{d\Phi_e(\lambda)}{d\lambda} V(\lambda) d\lambda$ <p>where</p> $\frac{d\Phi_e(\lambda)}{d\lambda}$ <p>is the spectral distribution of the radiant flux and <math>V(\lambda)</math> is the spectral luminous efficiency.</p> <p>NOTE 2 For the values of <math>K_m</math> (photopic vision) and <math>K'_m</math> (scotopic vision), see IEC 60050-845, 845-01-56.</p> <p>NOTE 3 The luminous flux of LED dies is usually expressed in groups into which they are sorted.</p> <p>Source: EN IEC 62504:2014</p>	<p><b>EN IEC 62722-1:2022;</b> <b>EN IEC 62722-2-1:2023:</b></p> <p>The provisions of 8.1 of IEC 62717 apply to the LED luminaire. In addition the provisions in Clause A.1, paragraph 2 of IEC 62722-2-1 apply where a rated ambient temperature related to performance other than 25 °C is advised by the manufacturer.</p> <p><b>EN 62717:2017+A2:2019 — Performance standard for LED modules:</b></p> <p>The initial luminous flux of each individual LED module in the measured sample shall not be less than the rated luminous flux by more than 10%.</p>
<b>LED luminaire efficacy (in lm/W)</b>	<p><b>Luminaire efficacy</b> <math>\eta_v, \eta</math></p> <p>ratio of the luminaires total luminous flux versus its rated input power at rated supply voltages, excluding any emergency lighting charging power</p> <p>NOTE 1 Luminaire efficacy is expressed in lumen per watt.</p> <p>Unit: lm .W<sup>-1</sup></p> <p>Source: EN IEC 62722-1:2022</p>	<p><b>EN IEC 62722-1:2022;</b> <b>EN IEC 62722-2-1:2023:</b></p> <p>The provisions of Clause 8.1 of IEC 62717 apply to the LED luminaire.</p> <p><b>EN 62717:2017+A2:2019 — Performance standard for LED modules:</b></p> <p>LED module (luminaire) efficacy shall be calculated from the measured initial luminous flux of the individual LED module (luminaire) divided by the measured initial input power of the same individual LED module (luminaire). For measurement of luminous flux see Annex A.3.2.</p>

Term	Definition	Standard references
<p><b>Luminous intensity distribution</b></p>	<p><b>luminous intensity</b> (of a source, in a given direction)  <math>I_V; I</math>                      quotient of the luminous flux <math>d\Phi_V</math> leaving the source and propagated in the element of solid angle <math>d\Omega</math> containing the given direction, by the element of solid angle  <math>I_V = d\Phi_V/d\Omega</math></p> <p>Unit: cd=lm. sr<sup>-1</sup></p> <p>NOTE 1 The definition holds strictly only a point of source.                      NOTE 2 The luminous intensity of LED is expressed according to CIE 127:2007 measurement procedure. [IEC 60050-845:1987, 845-01-31] and [CIE S 017/E:2011 ILV, 17-739 modified]                      Source: EN IEC 62504:2014</p>	<p><b>EN IEC 62722-1:2022;</b>  <b>EN IEC 62722-2-1:2023:</b>                      The provisions of Clause 8.2.3 of IEC 62717 apply to the LED luminaire.  <b>EN 62717:2017+A2:2019 — Performance standard for LED modules:</b>                      The distribution of luminous intensity shall be in accordance with that declared by the manufacturer. The measurement is conducted according to A.3.3.</p>
<p><b>Correlated Colour Temperature (CCT in K)</b></p>	<p><b>correlated colour temperature</b>  <math>T_{cp}</math>                      temperature of the Planckian radiator having the chromaticity nearest the chromaticity associated with the given spectral distribution on a diagram where the (CIE 1931 standard observer based)  <math>u', \frac{2}{3}v'</math>                      coordinates of the Planckian locus and the test stimulus are depicted</p> <p>Unit: K</p> <p>NOTE 1 The concept of correlated colour temperature should not be used if the chromaticity of the test source differs more than  <math display="block">\Delta C = \left[ (u'_t - u'_p)^2 + \frac{4}{9} (v'_t - v'_p)^2 \right]^{1/2} = 5 \times 10^{-2}</math>                     from the Planckian radiator,                      where <math>u'_t, v'_t</math> refer to the test source,  <math>u'_p, v'_p</math> to the Planckian radiator.</p> <p>NOTE 2 Correlated colour temperature can be calculated by a simple minimum search computer program that searches for that Planckian temperature that provides the smallest chromaticity difference between the test chromaticity and the Planckian locus, or e.g. by a method recommended by Robertson, A. R. "Computation of correlated colour temperature and distribution temperature", <i>J. Opt. Soc. Am.</i> <b>58</b>, 1528-1535, 1968.                      (Note that the values in some of the tables in this reference are not up-to-date).</p> <p>Abbreviation: "CCT"                      Source: ISO 11664</p>	<p><b>EN IEC 62722-1:2022;</b>  <b>EN IEC 62722-2-1:2023:</b>                      The provisions of Clause 9.2. of IEC 62717 apply to the LED luminaire.  <b>EN 62717:2017+A2:2019 — Performance standard for LED modules:</b>                      Preferred values to ensure interchangeability are under consideration. The four-digit CCT value is divided by 100 and the resulting figure is rounded off to the next integer number, when using the photometric code in Annex D.</p>
<p><b>Rated Colour Rendering Index (CRI)</b></p>	<p><b>colour rendering index</b>  <math>R</math>                      measure of the degree to which the psychophysical colour of an object illuminated by the test illuminant conforms to that of the same object illuminated by the reference illuminant, suitable allowance having been made for the state of chromatic adaptation</p>	<p><b>EN IEC 62722-1:2022;</b>  <b>EN IEC 62722-2-1:2023:</b>                      The provisions of Clause 9.3. of IEC 62717 apply to the LED luminaire. Where suitable component reliability data is available the test duration may be reduced from 6 000 h to 2 000 h.  <b>EN 62717:2017+A2:2019 — Performance standard</b></p>

Term	Definition	Standard references
	<p>See also CIE 13 <i>Method of Measuring and Specifying Colour Rendering of Light Sources</i></p> <p>Abbreviation: "CRI" Source: CIE 13</p>	<p><b>for LED modules:</b></p> <p>The initial Colour Rendering Index (CRI) of a LED module is measured. A second measurement is made at an operational time as stated in 6.1. (= 6000 h / 25% rated life)</p> <p><i>Compliance:</i></p> <p>For all tested items in a sample the measured CRI values shall not have decreased by more than</p> <ul style="list-style-type: none"> <li>- 3 points from the rated CRI value (see Table 1) for initial CRI values and</li> <li>- 5 points from the rated CRI value (see Table 1) for maintained CRI values.</li> </ul>
<p><b>Ambient temperature (<math>t_a</math>) for a luminaire</b></p>	<p><b>temperature, rated ambient performance</b> (rated ambient performance temperature)</p> <p><math>t_a</math></p> <p>highest ambient temperature around the luminaire related to a rated performance of the luminaire under normal operating conditions, as declared by the manufacturer or responsible vendor</p> <p>Unit: °C</p> <p>NOTE 1 Rated ambient performance temperature is expressed in °C.</p> <p>NOTE 3 There can be more than one <math>t_a</math> temperature, depending on the life time data, .3.4.</p> <p>Source: EN IEC 62722-2-1:2023</p> <p>NOTE 4</p> <p>Measurement:</p> <p>According EN 60598-1:2024 Annex D "Thermal testing" and I "Temperature measurements"</p>	<p><b>EN IEC 62722-1:2022;</b> <b>EN IEC 62722-2-1:2023:</b></p> <p><b>General</b></p> <p>The provisions of Subclause A.1 of IEC 62717 apply to the LED luminaire.</p> <p>Where a rated ambient performance temperature <math>t_a</math> other than 25°C is advised by the manufacturer a correction factor will need to be established to correct the measured luminous flux value at 25°C to the luminous flux value at the declared ambient. This shall be done using relative photometry in a temperature controlled cabinet.</p>
<p><b>Useful life (of LED modules and Luminaires)</b></p>	<p><b>useful life (of LED modules)</b></p> <p><math>L_x B_y</math></p> <p>length of time until at maximum a percentage y of a population of operating LED modules of the same type have degraded to the luminous flux maintenance factor x</p> <p>Note 1 The useful life includes operating LED modules only.</p> <p>Source: EN 62717:2017 + A2:2019</p>	<p><b>EN IEC 62722-1:2022;</b> <b>EN IEC 62722-2-1:2023:</b></p> <p><b>General</b></p> <p>The provisions of 10.1 of IEC 62717 apply to the LED luminaire.</p> <p>The length of time until a percentage y of a population of operating LED modules reaches gradual light output degradation of a percentage x is called the useful life (or "By life") and expressed in general as <math>L_x B_y</math>.</p> <p>Light output lower than the lumen maintenance factor x is called a parametric failure because the product produces less light but still operates. "B<sub>10</sub>" life is the age at which 10 % of products have failed parametrically. The age at which 50 % of the LED modules parametric fail, the "B<sub>50</sub> life", is called median useful life. The population includes operating LED modules only; non-operative modules are excluded.</p>
<p><b>Median useful life (of LED modules and Luminaires)</b></p>	<p><b>median useful life (of LED modules)</b></p> <p><math>L_x</math></p> <p>length of operating time during which a total of 50 % (B50) of a population of operating LED modules of the same type have flux degraded to the luminous flux maintenance factor x</p> <p>Note The median useful life includes operating LED modules only.</p>	<p><b>EN IEC 62722-1:2022;</b> <b>EN IEC 62722-2-1:2023:</b></p> <p><b>General</b></p> <p>The provisions of 10.1 of IEC 62717 apply to the LED luminaire.</p> <p>The length of time until a percentage y of a population of operating LED modules reaches gradual light output degradation of a percentage x is called the useful life (or "By life") and expressed in general as <math>L_x B_y</math>.</p>

Term	Definition	Standard references
	<p>Note In common language the expression “life of LED modules” without any modifiers is understood to mean the median useful life.</p> <p>Source: EN 62717:2017 + A2:2019</p>	<p>Light output lower than the lumen maintenance factor <math>x</math> is called a parametric failure because the product produces less light but still operates. “<math>B_{10}</math>” life is the age at which 10 % of products have failed parametrically. The age at which 50 % of the LED modules parametric fail, the “<math>B_{50}</math> life”, is called median useful life. The population includes operating LED modules only; non-operative modules are excluded.</p>
<p><b>Abrupt failure fraction of LED-module and LED-Luminaire</b></p>	<p><b>abrupt failure</b> failure of a LED product to operate or to produce luminous flux</p> <p>NOTE 1 For the purpose of this standard, the LED product is a LED module</p> <p>NOTE 2 The term “complete Failure” is commonly used for the same purpose.</p> <p>Source: EN IEC 62717:2017</p>	<p><b>EN IEC 62717:2017</b> <b>Life time specification for abrupt light output degradation:</b> The abrupt light output degradation of a population of LED Luminaires at a certain point in time is called time to abrupt failure and expressed as <math>C_y</math>. The recommended life time metrics for specifying LED module life is explained in Annex C of IEC 62717 and apply to the LED luminaire. For compliance criteria see 10.2 of the standard.</p>
<p><b>Time to abrupt failure of LED-module and LED-Luminaire</b></p>	<p><b>time to abrupt failure</b> <math>C_y</math> length of time during which <math>y</math> % of a population of initially operating LED modules of the same type fail to produce any luminous flux Unit: h</p> <p>NOTE 1 The time to abrupt failure includes inoperative LED modules only.</p> <p>NOTE 2 <math>C_{AFV} = L_x</math>.</p> <p>Source: EN IEC 62717:2017</p>	<p><b>EN IEC 62717:2017</b> <b>Life time specification for abrupt light output degradation:</b> The abrupt light output degradation of a population of LED Luminaires at a certain point in time is called time to abrupt failure and expressed as <math>C_y</math>. The recommended life time metrics for specifying LED module life is explained in Annex C of IEC 62717 and apply to the LED luminaire. For compliance criteria see 10.2 of the standard.</p>
<p><b>Abrupt failure value, corresponding to the median useful file of LED modules and luminaires</b></p>	<p><b>abrupt failure value</b> <b>AFV</b> percentile of LED modules failing to operate at median useful life, <math>L_x</math></p> <p>Note <math>AFV = F(L_x) \times 100 \%</math>; <math>LSF(L_x) = 1 - F(L_x)</math></p> <p>Note Example: Given <math>L_x=20\ 000</math> h and <math>AFV = F(20\ 000\ h) \times 100 \% = 7 \%</math> results in <math>LSF(20\ 000\ h) = 1 - 0,07 = 0,93</math>.</p> <p>Source: EN IEC 62717:2017</p>	<p><b>EN IEC 62717:2017</b> <b>Life time specification for abrupt light output degradation:</b> The abrupt light output degradation of a population of LED Luminaires at a certain point in time is called time to abrupt failure and expressed as <math>C_y</math>. The recommended life time metrics for specifying LED module life is explained in Annex C of IEC 62717 and apply to the LED luminaire. For compliance criteria see 10.2 of the standard.</p>

## Annex B: Application requirements from EN standards

Tables B1 and B2 show application requirements as specified in European EN standards. Country specific national standards may have additional requirements, for example the use of the colour rendering or colour temperature in road lighting applications. In addition, for specialist sports lighting applications additional requirements may be specified by the sport’s governing bodies.

Note: red boxes indicate stated requirements whilst cream boxes indicate implied requirements.

Requirements linked to the product	EN 12464-1	EN 12464-2	EN 12193	EN 1837	EN 13201-2	EN 15193	EN 1838
Colour rendering (Ra)	Red	Red	Red				Red
Colour temperature (CCT)	Red		Yellow				
Flicker / stroboscopic effects (no metric)	Yellow			Yellow			Red
Luminaire emergency lighting charging power						Red	
Luminaire parasitic power						Red	
Luminaire power						Red	
Luminaire intensity		Yellow	Yellow				Red
Luminance limits for DSE	Red						
Luminance of facade / sign		Yellow					Red
Maintenance factor (this by default includes lifetime)		Yellow					Yellow
Shielding angles	Yellow						
Television lighting consistency index			Red	prEN 12193			
Illuminance after 5s (switch to batteries)							Red
Illuminance after 60s (switch to batteries)							Red
UGR	Red						
Upward light ratio		Yellow	Yellow				

Table B.1 - Key requirements linked to products

Requirements linked to the lighting design	EN 12464-1	EN 12464-2	EN 12193	EN 1837	EN 13201-2	EN 15193	EN 1838
Diversity (min/max)	Red	Red	Red	Red	Red	Red	Red
Diversity (camera, min/max)			Yellow				
Edge illuminance ratio					Red		
Flicker / stroboscopic effects (no metric)	Yellow	Yellow		Yellow			Red
Glare rating (GR)		Red					
Hemispherical illuminance					Red		
Horizontal to vertical illuminance ratio			Red				
Horizontal to vertical illuminance ratio (camera)			Yellow				
Illuminance on the background area	Red	Red	Red	Red	Red	Red	Red
Illuminance on the immediate surroundings	Red	Red	Red	Red	Red	Red	Red
Illuminance on surfaces	Yellow	Yellow	Yellow	Yellow	Yellow	Yellow	Yellow
Illuminance on the task area	Red	Red	Red	Red	Red	Red	Red
Luminance (average)					Red		
Maintenance factor (this by default includes lifetime)		Yellow	Yellow	Yellow	Yellow	Yellow	Yellow
Mean cylindrical illuminance							
Modelling index	Yellow						
Semi-cylindrical illuminance					Red		
Threshold Increment			Yellow		Red		
UGR	Red	Red	Red	Red	Red	Red	Red
Uniformity (min/avg)	Red	Red	Red	Red	Red	Red	Red
Upward light ratio		Yellow	Yellow				
Vertical illuminance		Yellow	Yellow		Red		
Vertical illuminance (camera)							
Vertical illuminance uniformity (min/max)			Red				
Vertical illuminance uniformity (camera, min/max)			Yellow				
Vertical illuminance on properties		Yellow	Yellow				

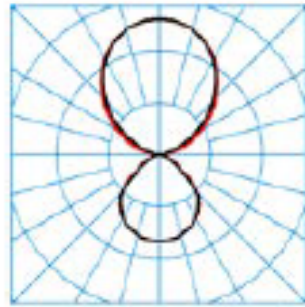
Table B.2 - Key requirements linked to lighting applications

## Annex C: Exemptions



This example reflects the LED performance data that would be expected to be provided by luminaire manufacturers. They should be part of the data sheet of an LED-luminaire. The complete content and the volume of information of a luminaire data sheet and its style will vary depending on the 'house style' of the manufacturer and type/application of the particular luminaire. To allow direct comparison between manufacturers data is normally provided based on  $t_q = 25^\circ\text{C}$ . Data sets for other values of  $t_q$  may be provided (e.g. for special applications) at the discretion of the manufacturer.

**Product data sheet xxxxxxxx 0000 xxx 01**



<b>Ambient temperature of luminaire (<math>t_q</math>)</b>	25°C	40°C
<b>Input power</b>	48W	48W
<b>Luminous flux</b>	6000 lm	5600 lm
<b>Luminous efficacy</b>	125 lm/W	116 lm/W
<b>Correlated colour temperature (CCT)</b>	3000 K	3000 K
<b>Colour rendering index (CRI)</b>	$\geq 80$	$\geq 80$
<b>Rated median useful life <math>L_x</math> (h) and the associated rated lumen maintenance factor (x)</b>	$L_{85}$ : 35,000 hrs $L_{80}$ : 50,000 hrs	$L_{80}$ : 35,000 hrs $L_{75}$ : 50,000 hrs
<b>Abrupt failure value (%) at Median useful life</b>	5% @ 35,000 hrs 10% @ 50,000 hrs	10% @ 35,000 hrs 15% @ 50,000 hrs